fluid under control

COMPRESSED SOLENOID VALVE
S5085 Series (G1/8", G1/4")



NORMALLY CLOSED
3 YOLLU
DIRECT ACTING
ΔP=0

GAS liquid

GENERAL FEATURES
- Wide pressure range, flow rate and orifis options.
- Solenoid valfs are used with filters.
- Solenoid valves can be mounted in any position without affecting its operation, coil to be used in a vertical position.
- No pressure difference is required.

ELECTRICAL CHARACTERISTICS
Continuous Duty : ED %100
Coil Insulation Class : H (180°C)(IEC 85)
Coil Impregnation : Polyester Fiber Glass
Ambient Temperature : -20°C, +60°C
Protection Degree : IP65 (ISO 60529) On request;IP68
Electric Plug Connection : DIN 46340 3- Poles Connector(DIN43650)
Connector Specification : ISO 4400 / EN 175301-803 Form A, Spade Plug (Cable Ø6-8 mm)
Electrical Safety : IEC 335
Standard Voltages : AC 12V 15VA, 24V 15VA, 48V, 15VA, 110V 15VA, 230V 15VA, 230V 24VA
DC 12V 18W, 24V 18W, 48V,18W, 110V 18W

On request other voltages
Voltages Tolerance : AC -15%, +10% DC -5%, +10%
Frequency : 50 Hz (60 Hz...)
On request; Connector with LED, PWM Socket
Specify coil voltage with order.

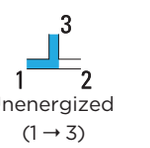



APPLICATION



APPLICATION

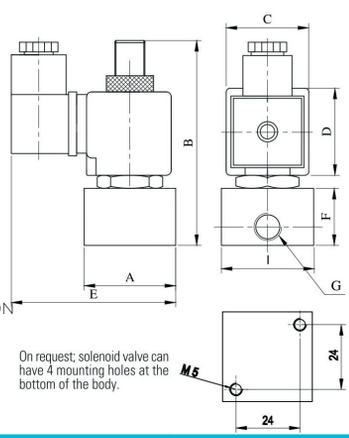

Dimensions (mm)							
G	A	B	C	D	E	F	I
1/8"	35	90.5	32	39	68	26.5	35
1/4"	35	90.5	32	39	68	26.5	35

MATERIALS IN CONTACT WITH FLUID
Body : **Brass**
Internal Parts : **Stainless Steel,**
Sealing : VITON
Shading Ring : Copper (EN 12735-1)
Seats, Core Tube, Springs : Stainless Steel

OPTIONS
Female connection: BSP; (On request NPT)
- Manual use on request.
- On request CR-Ni coating.
- On request PTFE coating.
- On request Atex (exproof) coil.

TECHNICAL FEATURES
Max. Viscosity : 5°E (~37cST veya mm2/s)
Response Time : Opening time : 30 ms
Closing Time : 30 ms

SEALS FEATURES
NBR : -20°C...+80°C
EPDM : -30°C...+130°C
VITON : -20°C...+160°C
PTFE : -10°C...+160°C
RUBY : -10°C...+160°C

Not: Please look catalogues for more details.

STANDARDS
- Standard tube connection G (BSP) (ISO 228-1) and other tube connections (NPT (ANSI 1.20.3)) are available on request.
- TORK solenoid valves 97/23/EC, are available for pressure equipment directive (PED) and 2006/95/ECC low voltage directive (LVD).

Coils	Nominal Values	Cold/ Hot	Inrush	Holding	Current (A)	Surface Temperature (°C)
C40012VDC18W	12VDC 18W	SOĞUK	19,56	19,56	1,63	20
		SICAK	14,52	14,52	1,21	106
C40024VDC18W	24VDC 18W	SOĞUK	20,88	20,88	0,87	25
		SICAK	14,64	14,64	0,61	116
C40110VDC18W	110VDC 18W	SOĞUK	19,96	19,96	0,18	23
		SICAK	13,56	13,56	0,123	115
C40012VAC15VA	12VAC 15VA	SOĞUK	23,81	16,43	1,3	25
		SICAK	-	15,86	1,262	79
C40024VAC15VA	24VAC 15VA	SOĞUK	25,82	15,02	0,62	22
		SICAK	-	13,91	0,57	81
C40110VAC15VA	110VAC 15VA	SOĞUK	30,65	15,17	0,137	24
		SICAK	-	13,96	0,126	80
C40230VAC15VA	230VAC 15VA	SOĞUK	31,4	15,64	0,068	25
		SICAK	-	14,41	0,063	80
C40230VAC15VA	230VAC 24VA	SOĞUK	45,1	23,92	0,0154	23
		SICAK	-	21,62	0,0154	100

Solenoid Vave Symbol	Valve Type/ Order No	Connection Size	Orifis Size	Pressure min/max		Kv	Seal	Weight
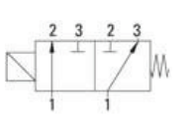	S5085	G	mm	Bar	Bar	Lt/min	Viton	kg
	S5085.00.018	1/8"	1.8	0	14	1-2=1,35 , 2-3=1,35	✓	0,5
	S5085.00.025	1/8"	2,5	0	10	1-2=0,5 , 2-3=1,35	✓	0,5
	S5085.01.018	1/4"	1.8	0	14	1-2=1,35 , 2-3=1,35	✓	0,49
	S5085.01.025	1/4"	2,5	0	10	1-2=2,5 , 2-3=1,35	✓	0,49

TS5085EN260902