

Pinch Solenoid Valves
S8510 – S8511 Series

GENERAL FEATURES

- There are different models for different tube diameter and stiffness.
- Solenoid valves are used with the filter.
- Bobbin up in a vertical position should be preferred.
- This product in the differential pressure is 0 bar.
- The metal is used in particular to fluid communication undesirable.
- Usage Areas : Dialysis Machines, Pharmaceutical Industry, Medical Laboratories, Food Industry, Bioreactors, Blood Transf Unit, Tissue Transplantation Units,
- Stiffness of Hose: Max. 55 Shore A

ELECTRICAL CHARACTERISTICS

- Continuous Duty : ED %100
Coil Insulation Class : H (180°C)(IEC 85)
Coil Impregnation : Polyester Fiber Glass
Ambient Temperature : -10°C, +60°C
Protection Degree : IP65 (ISO 60529) On request; IP68
Electric Plug Connection : DIN 46340 3-Poles Connector (DIN 43650)
Connector Specification : ISO 4400 / EN 175301-803 Form A, Spade Plug (Cable Ø6-8 mm)
Electrical Safety : IEC 335
Standard Voltages : AC 12V 15VA, 24V 15VA, 48V 15VA, 110V 15VA, 230V 15VA, 230V 24VA, DC 12V 18W, 24V 18W, 48V 18W, 110V 18W

On request other voltages
Voltages Tolerance : AC -15%, +10% DC -5%, +10%
Frequency : 50 Hz (60 Hz...)
On request; Connector with LED, PWM Socket Specify coil voltage with order

MATERIALS IN CONTACT WITH FLUID

- Body : Aluminum
Internal Parts : Stainless Steel
Sealing : POM
Seats, Core Tube, Springs: Stainless Steel

PINCH VALVES ADVANTAGES:

Low Pressure Loss: Pinch valves at are very few pressure loss. This low pressure system reason it is preferred to perform the flow without causing further loss pressure.

Use Amenities Containing Particulate in Fluids: Pinch valves use in streams containing small particles is an advantage. small parts such as sand can lead to clogging or orifice solenoid coil blubbering normal valves. The use of pinch valves is an advantage in such cases.

Ease of change: In case of any malfunction in a very easy way pinch valves even the is possible to provide changes without the need stopping the flow.

Being the Just Fow in Contact With Hosepipe: Is no material or seal outside Hose in pinch valve s to be in contact with the fluid. This feature is of great importance for chemicals that are react with a hygienic risks flow or valve materials.



S8510

NORMALLY CLOSED

2/2 OPERATED

DIRECT ACTING

ΔP=0


S8511

NORMALLY OPEN

2/2 OPERATED

DIRECT ACTING

ΔP=0

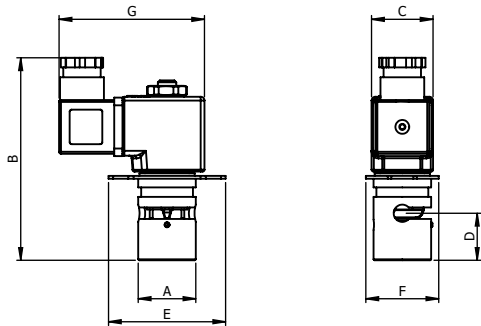


FOOD


MEDICINE, HOSPITAL AND HEALTH

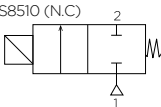
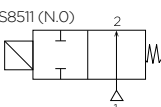
Dimensions (mm)

G	A	B	C	D	E	F	G
1/8"	30	105.5	32	24.50	61	38	75.70
1/4"	30	140.3	32	12.50	61	38	75.70



Coins	Nominal Values	Cold /Hot	Inrush	Holding	Current (A)	Temperature (°c)
C40012VDC18W	12VDC 18W	COLD	19,56	19,56	1,63	20
		HOT	14,52	14,52	1,21	106
C40024VDC18W	24VDC 18W	COLD	20,88	20,88	0,87	25
		HOT	14,64	14,64	0,61	116
C40110VDC18W	110VDC 18W	COLD	19,96	19,96	0,18	23
		HOT	13,56	13,56	0,123	115



Solenoid Valve Symbol	Valve Type/ Order No	Hose Wall Thickness	Pinch Force	DC Coil Power	Weight	
	S8510 - S8511	mm	N	Watt	kg	
<div>S8510 (N.C.) </div>	S8510Y1	0,75	9,7	18	0,31	
		1	10			
		1,25	10,3			
		1,5	10,6			
	S8510Y2	0,75	13,7			
		1	14			
		1,25	14,4			
		1,5	14,9			
	S8510Y1-90 (bracket rotated 90°)	0,75	9,7			
		1	10			
		1,25	10,3			
		1,5	10,6			
	S8510Y2-90 (bracket rotated 90°)	0,75	13,7			
		1	14			
		1,25	14,4			
		1,5	14,9			
<div>S8511 (N.O.) </div>	S8511Y1	0,75	-			
		1				
		1,25				
		1,5				
	S8511Y1-90 (bracket rotated 90°)	0,75	-			
		1				
		1,25				
		1,5				

STANDARDS

- Standard tube connection G (BSP) (ISO 228-1) and other tube connections (NPT (ANSI 120.3)) are available on request.
- TORK solenoid valves 97/23/EC, are available for pressure equipment directive (PED) and 2006/95/ECC low voltage directive (LVD).

Not: Please look catalogues for more details