

S1057 Series 3/2 Way Direct Acting Normally Closed Solenoid Valves

General Features

- TORK series S1057 solenoid valves are 3/2 way direct acting
- High reliability, quality and performance; long life, corrosion resistance.
- TORK solenoid valves satisfy relevant 97 /23/EC, Pressure Equipment Directive (PED) and
- Coils interchangeable.
- Flow factor Kv of the valve is indicated, so that the flow Q can be calculated as a function of pressure.
- Solenoid valves must be used with filtered fluids.
- Solenoid valve can be mounted in any position without affecting operation; vertical with coil upwards preferred.
- Standard pipe connection is G (BSP) (ISO 228-1) and other pipe connections are available on request.

Function

- This solenoid valve is used on pneumatic air starters of industrial engines.
- For safety of the engine and the users, valve has a push button.
- Apart from energizing the coil, valve can also be actuated by pressing the push button.
- By releasing of the push button, valve returns to the closed position and starter stops immediately.

Electrical Characteristics

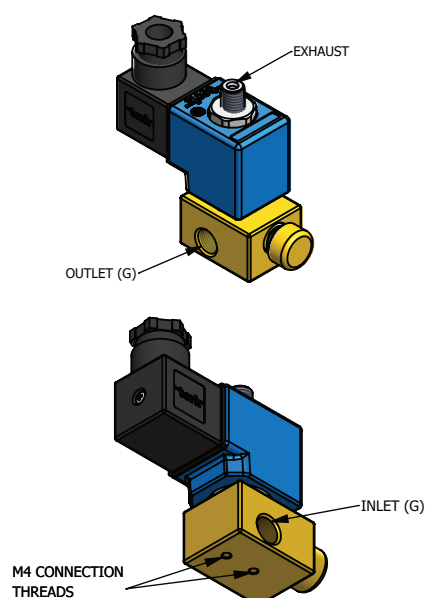
Continuous Duty	: ED %100
Coil Insulation Class	: H (180°C)(IEC 85) B
Coil Impregnation	: Polyester Fiber Glass
Ambient Temperature	: -10°C, +60°C
Electric Plug Connection	: DiN 46340 3-poles connectors (DiN 43650)
Terminal	: (Cable Ø6-8 mm)
Electrical Safety	: IEC 335
Standard Voltages	: DC 24V, 48V, 72V
Other voltages on request	
Voltage Tolerance	: For DC -5%; + 10%
On request	: connector with LED
Specify coil voltage with order.	

Materials In Contact With Fluid

Body	: Brass
Internal parts	: Stainless Steel
Sealing	: PTFE

Technical Features

Max Viscosity	: 5°E (~37 cSt or mm2/s)
Response Time	: Opening & Closing Time 30 ms
Maximum Allowable Pressure	: 40 bar
Fluid Temperature	: -10°C to +160°C



NORMALLY CLOSED

3 WAY

DIRECT ACTING

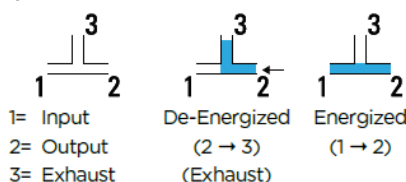
$\Delta P=0$



AIR

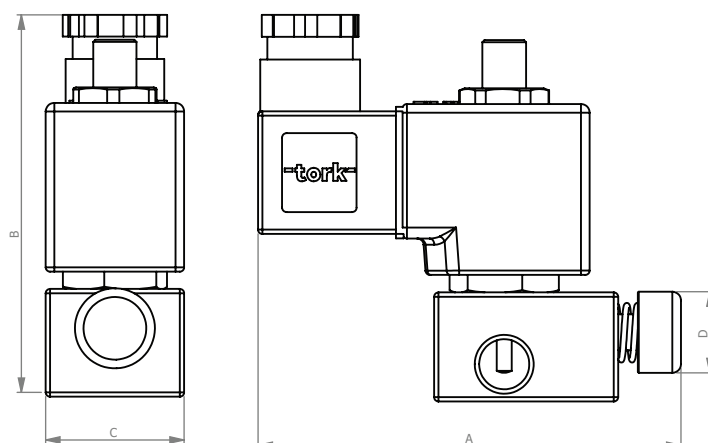


GAS



Dimensions (mm)

G	A	B	C	D
1/4"	92	85	32	18,5



Coils	Nominal Values	Cold/ Hot	Inrush (W)	Holding (W)	Current (A)	Surface Temperature (°C)
C40024VDC18W	24VDC 18W	COLD	19,56	19,56	1,63	20
		HOT	14,52	14,52	1,21	106
C40048VDC18W	48VDC 18W	COLD	19,6	19,6	0,408	20
		HOT	14,06	14,06	0,293	119
C40072VDC18W	72VDC 18W	COLD	17,65	17,65	0,245	20
		HOT	14,2	14,2	0,179	120

Solenoid Valve Symbol	Valve Type/ Order No	Connection Size	Orifice Size	Pressure		Kv	Seal	Weight
				min	max			
	S105701010T	1/4"	mm	Bar	Bar	lt/min	PTFE	kg
	S105701018T	1/4"	1,8	0	23	1,6	✓	0,51